



GE VERNOVA

SourceGate+ Supplier Manual

Sourcing+

SourceGate+ *by Jaggaer*

- SourceGate+ is a supplier-friendly platform designed to help facilitate a seamless communication and collaboration between businesses and their suppliers.
- SourceGate+ provides a range of tools and features to enhance supplier relationships, all at no cost for the suppliers.



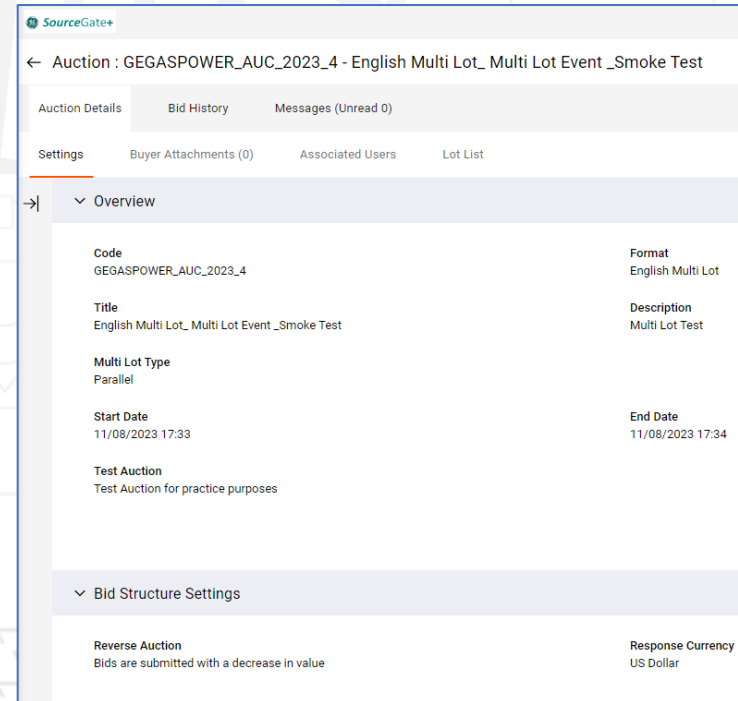
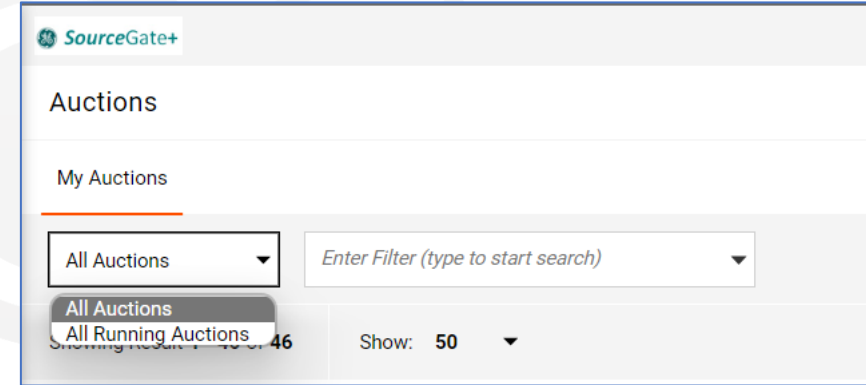
GE VERNOVA

SourceGate+

Auctions



1. Follow the **“General Navigation”** presentation for login information regarding SourceGate+ supplier portal.
2. To view all your pending items, click on the **“Requests”** icon from the left side menu bar, and afterwards select **“Sourcing+”**.
3. Click on **“My Auctions”** from the Quick links in the Main Dashboard.
4. Choose **“All Running Auctions”** from the filter drop down.
5. Open the Auction you want to respond to.
6. Review the Auction Details , click on the **“Settings”** tab.
7. Click on **“Buyer Attachments”** tab to view any attachments.
8. Click on **“Lot List”** to view the details of the Lot only in case of Multi-Lot Auctions.
9. Click on **“Auction Monitor”** on the top right to start bidding.




QUICK LINKS

STANDARD LINKS

- [My Auctions](#)
- [Projects](#)
- [My RFIs](#)
- [My RFQs](#)
- [Organization Profile](#)

CUSTOM LINKS

The below steps show how suppliers can respond to Auctions

- Click on the  icon to open and view details of the Auction.
- Enter the price for both lots, (price should be for total quantity). Click on down arrow next to the item to see the quantity, again click on the down arrow icon to close it.
- Click “**Submit**” and click “**Confirm**” for both items.
- The timer will be visible on the top left of the Auction Monitor.
- To send message to the auction creator, type your message on the message box and click “**Send**”.


Messages:

enter message

Send

← **AUCTION MONITOR**

☆ 07:14:15 15th June test for time zone

Code	Last Bid	Rank	
 GEGASPOWER_AUC_2023_62			USD enter bid SUBMIT


AUCTIONS

Email Notification



1. Below is the email notification that the supplier will receive as invitation to Auction.

Invitation to Auction Code: GEGASPOWER_AUC_2023_162 in SourceGate+ ↳ Inbox x

 **noreply-prep@jaggaer.com**
to me ▾

Dear Supplier,

GE Gas Power hereby invites you to participate in the following Auction in SourceGate+:

Auction Code: GEGASPOWER_AUC_2023_162
Auction Title: Test 21.08

Project Code:GEGASPOWER_TND_2023_505
Project Title: Test 12.7-7

The Auction is currently scheduled to start at the following date and time:

22 Aug, 2023
10:56 AM (Central European Time DST)

To view details of the Auction please click the following link and enter your Username and Password:
<https://gegaspower.apa-prep.app.jaggaer.com/esop/guest/login.do?quv=80103131018A1C750A44>

Or browse as follows:

- Connect to <https://gegaspower.apa-prep.app.jaggaer.com>
- Enter your Username and Password
- Go to Auctions
- Click Auction GEGASPOWER_AUC_2023_162 to view details

A large, faint gear icon is centered in the background. Surrounding it are several smaller, faint icons: a worker in a hard hat holding a blueprint, a compass, and a sunburst. At the bottom of the page is a faint line-art illustration of an industrial facility with buildings, smokestacks, and power lines.

SUPPORT

For assistance, please contact our Auctions support team at eauction.coe@ge.com.

We will get back to you as soon as possible.

Thank you!



GE VERNOVA