



# How to Request Access to SDX (GE-Power)

- ✓ If SSO (Single Sign On) not available follow from slide 2
- ✓ If SSO (Single Sign On) already registered with GE follow from slide 5

Confidential. Not to be copied, distributed, or reproduced without prior approval.

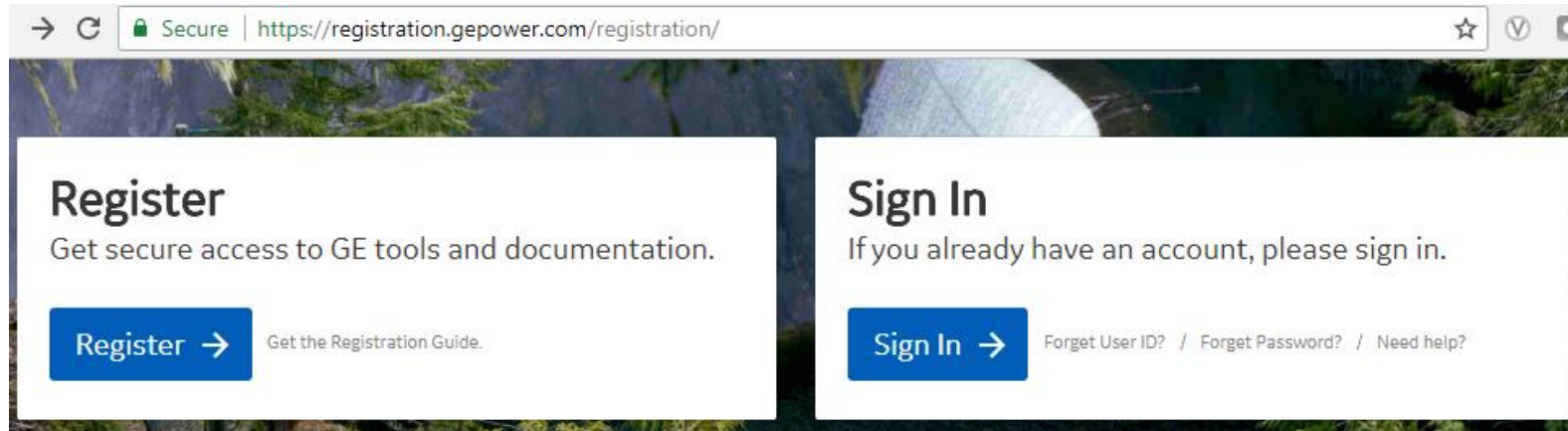
# Register SSO (Single Sign on) with GE

## Registration Steps

---

### Step 1

- ✓ Open URL <https://registration.gpower.com/registration/>



### Step 2

- ✓ Click on the **Register**



# Register SSO (Single Sign on) with GE (Cont'd...)

## Registration Steps

### Step 3

- ✓ Update the Basic and Mandatory Information
- ✓ Ensure to find ✓ on all mandatory fields rather than ✗
- ✓ If ✗ recheck the fields and update



**Ensure password is provided based on the guidelines**

## Registration

GE requires all of the following information to register new users.

### Create your User

No special characters allowed except for: . - @ \_ \*

First Name \*

test

Last Name \*

user

Company Name \*

GE

Company Email Address \*

testuser@test.com

Email is valid

User Name \*

testuser@test.com

This username is available

### Create a Password

Create your password \*

.....

Verify your password \*

.....

- ✓ Must have 8 to 15 characters
- ✓ Must contain lowercase letters
- ✓ Must contain at least 2 embedded numbers
- ✓ Must begin and end with a letter
- ✓ No special characters except for: ""'-'@''''

Set a Security Question \*

The last four digits of your Driver's License

Create a challenge answer \*

1234



# Register SSO (Single Sign on) with GE (Cont'd...)

## Registration Steps

### Step 3.1

- ✓ Answer country information for security reasons
- ✓ Check
  - ✓ I confirm that the information I have provided is accurate and that I am currently employed by the company I have listed above.
  - ✓ I agree to GE's Terms and Conditions
  - ✓ Click or touch the image mentioned
- ✓ Click **Submit**
  - ✓ Once you hit submit you see the confirmation as below in **GREEN**
- ✓ **You have now successfully registered with GE**
- ✓ **Preserve your SSO ID and credentials for further use**

Please answer the following three questions referencing the countries listed.  
This information is needed to comply with applicable laws.

Cuba / North Korea / Syrian Arab Republic / Sudan

Do you reside in any of the listed countries? \*  Yes  No







Does any of your work-related activity take place in any of these countries? \*  Yes  No


Is your company incorporated in any of these countries? \*  Yes  No

I confirm that the information I have provided is accurate and that I am currently employed by the company I have listed above. \*

I agree to GE's Terms and Conditions [🔗](#) \*

Click or touch the Umbrella

 Your new user account has been created!  
For security purposes, please sign in to continue



# Request SDX access

## GE Power Business



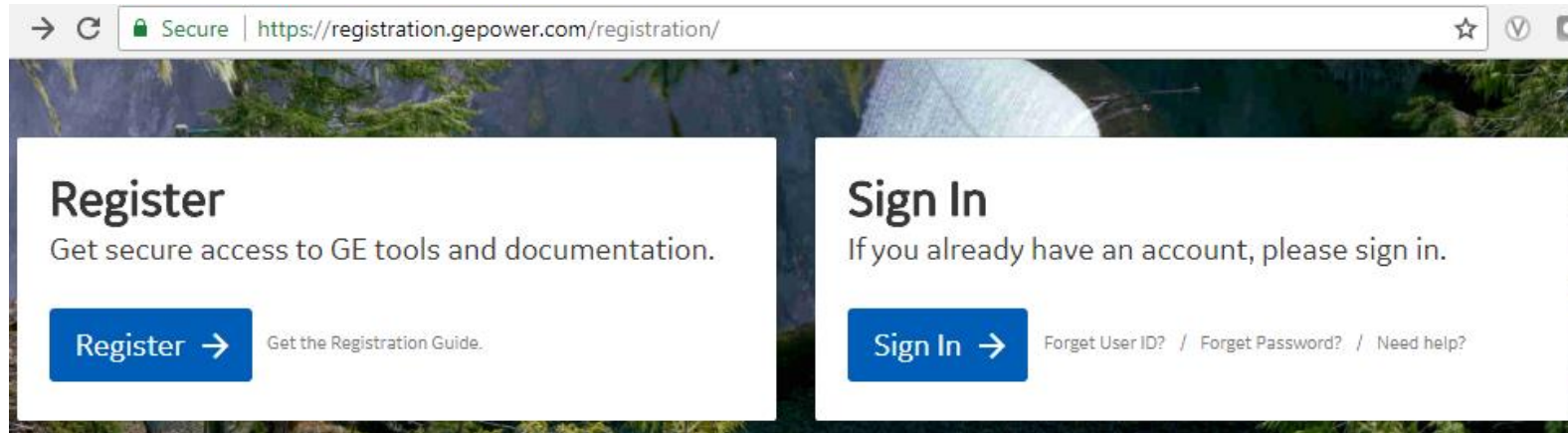
# Request Access – SDX (GE-Power)

## Sign In Steps

---

### Step 1

- ✓ Open URL <https://registration.gepower.com/registration/>



### Step 2

- ✓ Click on **Sign In**
  - ✓ **Sign in with your SSO ID & Credentials**
  - ✓ *If you do not have valid SSO ID, Please refer to slides 2,3 & 4*



# Request Access – SDX (GE-Power) Cont'd...

## Sign In Steps

### Step 3

- ✓ Once you Sign In
  - ✓ You will be redirected to the **Application Catalog**
  - ✓ Click on **Supplier Apps**
  - ✓ Key-In “SDX” in search field
  - ✓ Select Application Name by business aligned to
    - ✓ **SDX – Power GEN**
  - ✓ Click on “+ Add”
    - ✓ Once “**Added**” a pop-up with note “**Request Access**” will be visible
  - ✓ Click on Request Access

The screenshot displays the GE Application Catalog interface. At the top, the GE logo and 'Application Catalog' text are visible, along with a user profile icon. Below this, there are three tabs: 'All Applications', 'Customer Apps', and 'Supplier Apps', with 'Supplier Apps' selected. A search bar contains the text 'SDX'. A prominent blue banner with the text 'Request Access' and a link 'Click here to request access to your applications.' is displayed. Below the banner, a table lists applications. The first row, 'SDX - PowerGen', is highlighted in pink and has a blue 'Added' button with a checkmark. The second row, 'SDX - Renewables', has a white '+ Add' button. On the left side of the table, there is a 'PRODUCT & SERVICES' column with radio buttons for 'Aero', 'Aging', 'Collaboration', and 'Customer Experience', and a 'RESET' button.

PRODUCT & SERVICES	APPLICATION NAME	APPLICATION DESCRIPTION	
<input type="radio"/> Aero	SDX - PowerGen	Supplier document exchange for PowerGen business	✓ Added
<input type="radio"/> Aging			
<input type="radio"/> Collaboration	SDX - Renewables	Supplier document exchange for Renewables business	+ Add
<input type="radio"/> Customer Experience			



# Request Access – SDX (GE-Power) Cont'd...

## Sign In Steps

### Step 4

- ✓ Fill in the Questions for SDX – Power GEN
- ✓ Provide Sample Data Information
- ✓ Enter GSL Site information
- ✓ Update GE Contact or SQE Information
- ✓ And Click **Submit**

*Your request will be moved based on the workflow approval and once approved by PLM On boarding team and GE contact person/Buyer, An automated email notification will reach to your registered email ID and you will be able to access PLM/SDX Application with your SSO and Credentials*

Please answer the following questions to request access to your selected applications.

Questions for:  
**SDX - PowerGen**

Do you need access to Intellectual Property Class III documents \*

- Yes  
 No

What sample data do you have? \*

- Purchase Order Number  
 SDX Folder Number

Please provide the Purchase Order number \*

Enter your company 6-digit GSL and 3-company Site ID \*

Enter your primary GE sourcing representative who will authorize your request to access SDX \*

Submit

Cancel





# eSourcing Support Contact(s)

---

- If you still have any issues; Please contact L1 eSourcing Helpdesk
  - T: (866)-770-5248 Option 1
  - Email: [psesorps@ps.ge.com](mailto:psesorps@ps.ge.com)
  - Visit us @ [http://sc.ge.com/\\*eSourcingHelpDesk](http://sc.ge.com/*eSourcingHelpDesk)
  
- Escalation Point of Contact
  - Raj, Nirmal - [Anirmal.Raj@ge.com](mailto:Anirmal.Raj@ge.com) - 866 770 5248
  - G, Karthikeyan - [Karthikeyan2.G@ge.com](mailto:Karthikeyan2.G@ge.com) - 678 844 5111
  
- Required (Mandatory) Information for us to assist you further while sharing information
  - User/SSO ID
  - Purchase Order Number
  - SDX Folder Number#
    - Available time of Contact
  - Screen Shot of Error

