



GE VERNOVA |

OTM Registration Guide-Supplier/ Service Provider

Please note: Any OTM related issues please email LogisticsOTMProjectTeam@ge.com with your details.

Escalation Point of Contact

☐ Level 1:

Srinivasa Rao, Dharanikota – srinivasarao.dharanikota@gevernova.com,

Hemanth, KH – hemanth.kh@gevernova.com

☐ Level 2:

Kumar Shiva – Kumar.Shiva@gevernova.com,

Krishna, Neppalli – Krishna.Neppalli@gevernova.com

GE Vernova

Register Single Sign on with GE Vernova




Step 1

- ✓ Open URL <https://registration.gepower.com/registration/>

Step 2

- ✓ Click on the **Register**

Step 3

- ✓ Update the Basic and Mandatory Information
- ✓ Enter First Name ,Last Name ,Company Name & Email Address
- ✓ Enter user id without special characters (only alphanumeric i.e. ADCD1234)
 - ✓ OTM Application will not support User id's with special character
- ✓ Create password covering password policy & set challenge questions
- ✓ Ensure to find  on all mandatory fields rather than 
- ✓ If  recheck the fields and update



Create your User

No special characters allowed except for: . - @ _ *

First Name *

test

Last Name *

user

Company Name *

GE

Company Email Address *

testuser@test.com

Email is valid

User Name *

test.com

This username is available

Create a Password

Create your password *

Verify your password *

- ✓ Must have 8 to 15 characters
- ✓ Must contain lowercase letters
- ✓ Must contain at least 2 embedded numbers
- ✓ Must begin and end with a letter
- ✓ No special characters except for ". - @ _ *

Set a Security Question *

The last four digits of your Driver's License

Create a challenge answer *

1234

Register Single Sign on with GE Vernova

Step 3.1

- ✓ Answer country information for security reasons
- ✓ Check
 - ✓ I confirm that the information I have provided is accurate and that I am currently employed by the company I have listed above.
 - ✓ I agree to GE Vernova's Terms and Conditions
 - ✓ Click or touch the image mentioned
- ✓ Click **Submit**
 - ✓ Once you hit submit you see the confirmation as below in **GREEN**
- ✓ ***You have now successfully registered with GE Vernova***
- ✓ ***Preserve your SSO ID and credentials for further use***

Please answer the following three questions referencing the countries listed.
This information is needed to comply with applicable laws.

Cuba / Iran / North Korea / Syrian Arab Republic / Sudan / Russia / Ukraine / Belarus

Do you reside in any of the listed countries? * ☐ Yes ☒ No

Does any of your work-related activity take place in any of these countries? * ☐ Yes ☒ No

Is your company incorporated in any of these countries? * ☐ Yes ☒ No

☒ I confirm that the information I have provided is accurate and that I am currently employed by the company I have listed above. *

☒ I agree to [GE Vernova's Terms and Conditions](#) *

Click or touch the Umbrella



Submit

Cancel



Your new user account has been created!
For security purposes, please sign in to continue.

Sign In →

Requesting OTM access

Step 1

- Open URL <https://registration.gepower.com/registration/>

Step 2

- Click on Sign In
- Sign in with your User ID & Credentials

Step 3

- Once you Sign In
 - You will be redirected to the Application Catalog
 - Click on Logistics
- ✓ You can also key-In “OTM” in search field
- ✓ Select Application Name by business aligned to
- ✓ **OTM (Oracle Transportation Management) GE Power**
- ✓ Click on “+ Add”
- ✓ Once “Added” a pop-up with note “Request Access” will be visible
- ✓ Click on Request Access

The screenshot displays the 'Application Catalog' page. At the top, there's a GE logo and the text 'Application Catalog'. On the right, a user profile 'Naveen Kumar' is shown. Below the header, there are tabs for 'All Applications', 'Customer Apps', and 'Supplier Apps'. A search bar on the right contains the text 'Search by Name, Description, Category or Keywords'. The main content area lists applications. The first application is 'ORCL_ZEAL_SUPPLIERS' with a description 'iSupplier Registration for GE Pune. PO acknowledgement, ASN, Payments' and a '+ Add' button. The second application is 'OTM (Oracle Transportation Management) GE Power', marked as 'New'. Its description is 'OTM is the GE Power, Transportation Management System that supports plannin...' with a truncated text and a 'Read More' link. A '+ Add' button is next to it. A red pop-up box is overlaid on the left side of the OTM application card, containing the text 'Request Access' and a link 'Click here to request access to your applications.'.

GE Vernova

Requesting OTM access

Step 4

- Select required Business & Scope (Region) & fill all required details
- GSL Number is Supplier source id provided by GE Vernova
- GE Vernova Buyer Name or Purchase Order Number provided by GE Vernova
- Update / fill all field with details

Please answer the following questions to request access to your selected applications.

Questions for:

OTM (Oracle Transportation Management) GE Power

Business *

- ☐ GAS POWER - PARTS
- ☐ GAS POWER - PGP
- ☐ GAS POWER - REPAIRS
- ☐ GAS POWER - INBOUND
- ☒ RENEWABLE ENERGY - ON SHORE WIND/OFF SHORE WIND/SERVICES/LM/HYDRO/HYBRIDS
- ☐ RENEWABLE ENERGY - GRID SOLUTIONS
- ☐ GAS POWER - NEXUS CONTROLS

RENEWABLE ENERGY - ON SHORE WIND/OFF SHORE SCOPE *

- ☐ AMERICAS
- ☐ ASIA AND PACIFIC
- ☒ EUROPE/MIDDLE EAST AND AFRICA
- ☐ INDIA

Business Partner User Role

- ☒ Supplier or Vendor
- ☐ Service Provider

Company GSL Number *

Identify Your Buyer Using *

- ☐ Buyer Name
- ☒ PO Number

PO Number *

Requesting OTM access

Step 5

- Reason for Access to be filled
- After you submit request you will receive successful submission screen as shown below
- If you still face any issues; Please contact OTM Support
Email: PowerOTMOperationsSupport@gevernova.com

Location (city,state)

BUDAPEST

Country *

HUNGARY

Country of Citizenship

Hungary

Job Title

SHIPPING CLERK

Telephone No

3334336789|

Extension

33456

Reason For Access *

New Supplier for GE

Your application(s) were requested successfully! →
Click here to close this window