
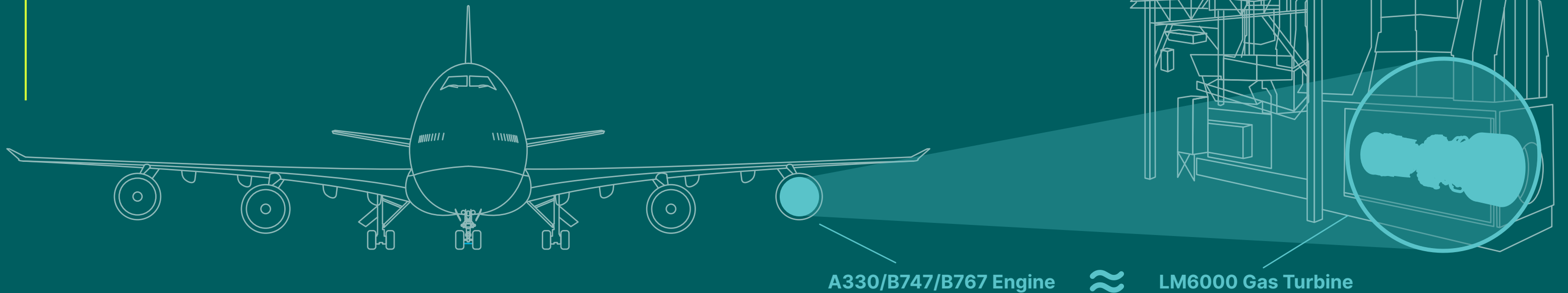


# THE LM6000: A LEADER IN THE 40+ MW SPACE

## Operating at the Speed of Flight

GE Vernova's aeroderivative gas turbines are highly available, flexible and reliable because they were originally engineered for airplanes, with the ability to achieve multiple starts per day.



**45-58 MW**  
Net Output



Up to  
**41.3%**  
Net Efficiency



**99.8%/98.7%**  
Reliability/Availability




**5 MINUTE**  
Start Time



**30 MW/MIN.**  
Ramp Rate

**>1,200**

Total installed units



**40MM+**

Total operating hours



GE VERNOVA