

GE
Grid Solutions

Monitoring & Diagnostics

ENABLING KEY ASSET PERFORMANCE MANAGEMENT



GE VERNOVA

Why Monitor Assets?



The Asset Manager's dilemma

- Managing an aging electrical infrastructure with assets approaching their end of design life
- Being under budget constraints (OpEx) with overworked crews putting pressure on needed preventive maintenance activities
- Frequent emergency outages forcing rescheduling of planned jobs and fostering customer discontent
- Loss of asset historical knowledge as company technical experts retire
- More regulatory pressure, possible financial penalties for power non-delivery
- Concerns about EHS and bad press coverage



Outcomes



Value propositions

- Reduce risk of catastrophic failure
- Avoid unplanned outages
- Minimize costly impact
- Stretch asset capability
- Reduce maintenance costs
- Detect small life-sapping issues early
- Focus asset replacement strategy
- End of life asset intensive care

For Electric Utilities and Industrial Customers

Hydran Single Gas DGA

ONLINE DGA FOR MONITORING

- Continuous online early-warning fault monitors for transformers
- Uses fuel cell technology behind a vacuum resistant membrane
- Tracks mainly Hydrogen (H₂) which is the key gas omnipresent in all fault types
- Can detect a rising gas level, indicative of a possible fault condition
- Raises an alarm if a gas threshold or a gas rate-of-change is exceeded
- Choice of "Hydrogen only" or traditional Hydran "Composite gas" sensor
- No moving parts, and easy single valve installation



Hydran 201Ti

Simple but effective, with gas level readout, alarm relay contacts, 4-20mA analogue outputs and Modbus* over RS-485 serial data communication. Optional display repeater for high level mounting.

When a fault occurs, the transformer oil and paper insulation break down generating gases that dissolve into the insulating fluid.

DGA (Dissolved Gas Analysis) is the extraction and analysis of these gases for transformer monitoring and diagnostics.



Hydran M2-X

As per the 201Ti but with added moisture in oil measurement and wider range of communications options (including Ethernet) and protocols (DNP3, IEC*61850). Can also connect additional sensors and run transformer models. Versions available for Ester based insulating fluids.

Kelman Portable DGA

OFFLINE OIL SAMPLE ANALYSIS AND DIAGNOSTIC

- Equivalent to having a DGA lab in a box
- Quick set up. Get results from a manually taken oil sample in <30 minutes
- Easy to use by a trained operator, no need for a laptop
- Ideal partner when dealing with an alarm from a single gas DGA monitor as it provides on-site diagnostics
- Supports mineral oil, ester-based fluid and Buchholz gas samples



Transport X²

Portable 7 fault gas + moisture DGA analyzer. Built-in thermal printer and computer with large touch LCD screen. Provides ppm results and analysis using common DGA diagnostic tools. Only 11 Kg, no carrier gas. Can be carried as hand luggage on a plane.



PAS Technology

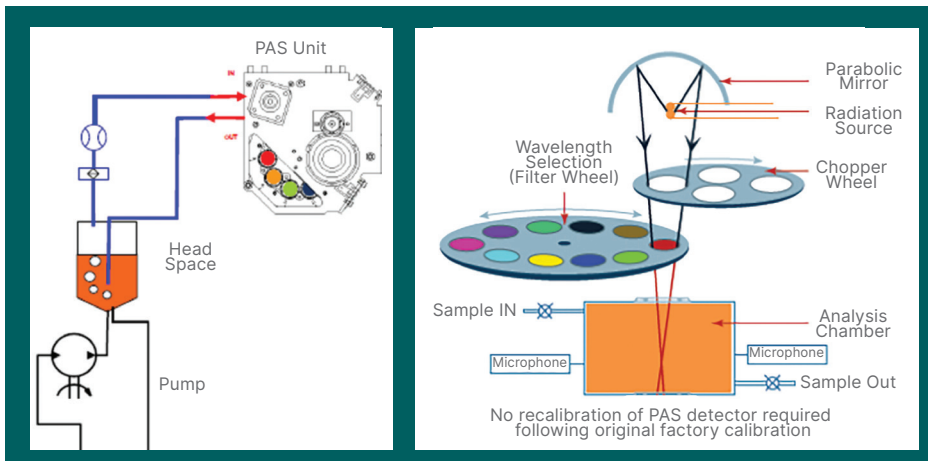
PHOTO ACOUSTIC SPECTROSCOPY (PAS)

Designed for stability without recalibration

- Parabolic mirror and analysis chamber - Gold coated for a tarnish free lifetime
- IR radiation source - With photo-diode feedback loop to maintain constant output
- Filter Wheel - Sandwiched filter stacks using sapphire glass. Not subject to change with time
- Chopper and stepper motors - Use photo interrupter feedback to ensure correct position and rotational speed
- Microphones - High sensitivity with maximum drift in response <1 % in 20 years

Ideal for field applications

- Head-space gas extraction method and PAS gas analysis
- No consumables, no carrier or calibration gas, no frequent recalibration required
- Lab challenging measurement accuracy and repeatability with great lower detection limits
- Range of monitors measuring from 3 to 9 gas + moisture in oil
- Equally applicable to mineral oil or ester-based fluid filled transformers



Kelman Multigas DGA

ONLINE DGA FOR MONITORING AND DIAGNOSTIC

Kelman MINITRANS

Entry level multi-gas DGA measuring Hydrogen (H_2), Carbon Monoxide (CO) and Acetylene (C_2H_2) plus moisture.



DGA 500

Based on the Transfix platform, offers 5 discrete gases plus moisture and enables Duval's Triangle. The same gases as Minitrans plus Ethylene (C_2H_4) and Methane (CH_4).



Kelman DGA 900

Next generation expandable platform using 4th generation PAS. Offers 9 gas DGA: all 7 diagnostic gases plus Oxygen (O_2), Nitrogen (N_2) and moisture in oil. Color LCD and Web-page server. Industry leading 30 minutes rapid mode. Clever two-enclosure design.



Kelman DGA 900 TAPTRANS

9-gas DGA for monitoring main tank and OLTC related tanks where gas concentrations are different. Uses unique dual manifold system to avoid oil mixing.



Kelman DGA 900 MULTITRANS

9-gas DGA specifically designed for monitoring three single phase transformers in close proximity.



Kelman DGA900 PLUS & MS 3000

HOLISTIC TRANSFORMER MONITORING SOLUTION



Kelman DGA900 PLUS

Online DGA device monitoring all 9 fault gases plus moisture with dedicated options for Transformer Thermal Models / Cooling Monitoring / OLTC and Bushing (C1, Tan Delta and PD monitoring).

MS 3000 System

“All-in-one” transformer monitoring solution that combines online data from all transformer components with sophisticated analytics to form an aggregate view of the transformer’s health and provide an accurate expert diagnostic for continuous peace of mind. The MS 3000 has no inbuilt DGA Monitor however, it connects with any single DGA or multi gas device.



These modular systems can adapt to the transformer and the monitoring needs, and are suitable for all transformer types and makes. New or retrofit.

Maximizes the transformers availability, reliability and performance at lowest life-cycle cost through monitoring of all transformer main components.

In addition to DGA, the TMS solution provides additional monitoring and modeling, which enables identification of the other possible causes of transformer failure:

1. IEC/IEEE* transformer models
2. Bushing monitoring
3. Cooling system monitoring
4. OLTC Electromechanical condition monitor

Assesses and classifies the condition of the transformer into one single health/risk score. Provides alarms, diagnostics using a web-page server HMI.

More coverage reduces failure risk. These integrated systems deliver a more in-depth picture of the transformer’s overall condition and will monitor the root causes of most transformer failures.

Kelman BMT 430

ONLINE BUSHING MONITORING



Kelman BMT 430

Is a stand-alone on-line system that continuously monitors the condition of transformer bushings. Provides indication of changes in C1 and Power Factor.

The system can monitor up to a total of 3 sets of bushings – typically HV, LV & TV.

Using the same bushing adaptor designed for each bushing tapping connection the system can also detect developing partial discharge (PD) activity in the transformer main tank.

Safety around the Bushing Adaptors:


- Bushings remain earthed if cable becomes open circuit
- Surge suppression circuit to always limit voltage from adaptors
- Any oil leaking from bushing remains sealed in the adaptor



CB Watch 3


ONLINE HV CIRCUIT BREAKER MONITORING

- Compact, modern and modular online monitoring device for most brand/type of HV circuit breaker
- Measures and checks key parameters every time the circuit breaker operates and continuously monitors other values in-between operations
- Used to keep aging assets operating while extending maintenance intervals and reducing the risk of “failure to operate”
- Detects gas leaks early to reduce costly SF6 releases to the atmosphere



CB Watch 3

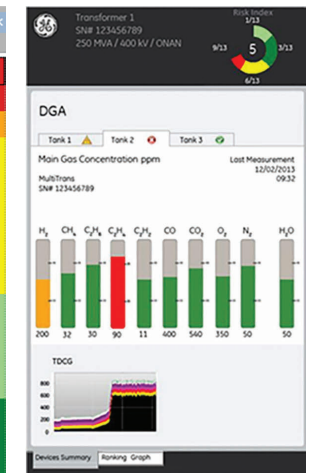
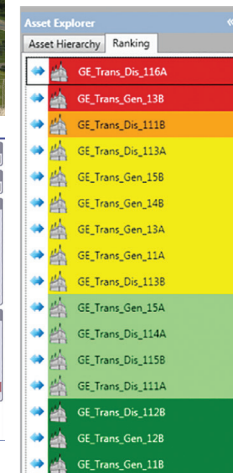
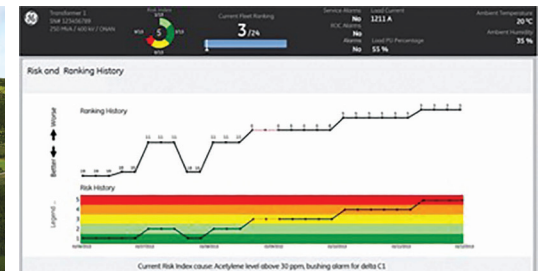
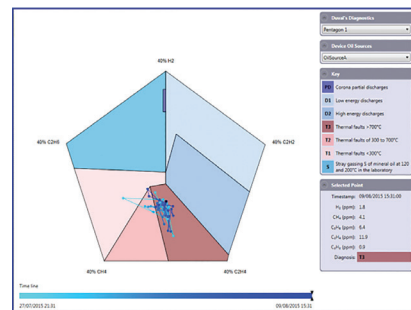

Modular and configurable. Monitors operation timing, SF₆ gas leaks, arcing contact wear, coil current, rewind/pump motor current and cabinet temperatures by adding more modules and sensors. Rich in features: Web HMI, Ethernet, F/O, IEC 61850 and Comtrade files.



Perception Fleet

ASSET FLEET MONITORING SOFTWARE

- Automatically downloads, stores and analyses data from all GE monitors (for transformers and circuit breakers)
- Centralized Server software with Desktop and Web clients
- Evaluates both online (downloaded) and offline (imported) data using powerful algorithms based on Standards and/or best practice
- Calculates a Risk Index (1 to 5) to represent the health of the asset and risk to normal operation
- Raw data and Industry-standard diagnostic tools for the asset expert
- Fleet-wide health assessment and Risk Index ranking for the asset manager
- Simple and intuitive user interface with email alerts
- Representation of assets status on geographical view



Why GE as your partner of choice?

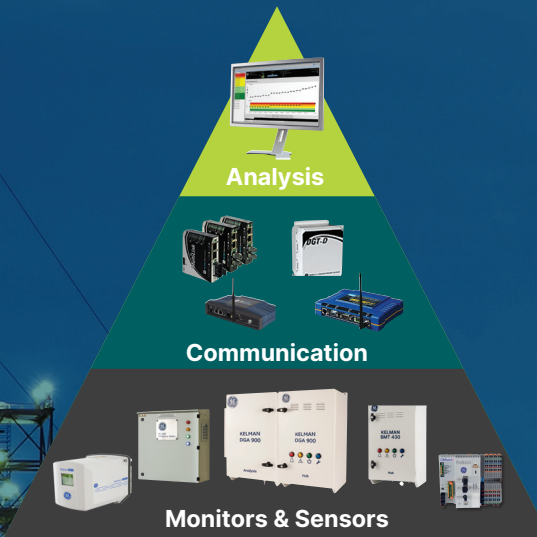


Experience

- Stable, large multinational, here for the long term
- Significant R&D capability to continually innovate and solve any issue
- One-stop shop with largest portfolio of M&D products, software and services
- Focused on product reliability, offering some of the industry's longest warranty periods
- Dedicated regional sales, installation and service teams around the globe
- Largest DGA monitoring installed base: over 50,000 units sold world wide
- Well integrated with GE's Protection & Control and Industrial Communication products



Delivering Outcomes



Support Services

- Installation and commissioning
- Technical support and product training
- Long term maintenance and service agreement
- Product rental solutions

Expert Services

- Cloud based remote monitoring
- Data diagnostics and interpretation
- Alarm setting and result analysis training

For Electric Utilities and Industrial Customers



GE Grid Solutions
Lissie Industrial Estate East
Unit 1, 7 Lissie Walk
Lisburn BT28 2LU
United Kingdom
Tel: +44 (0) 2892 622915

For more information
visit **[GEGridSolutions.com](https://www.GEGridSolutions.com)**



GE, the GE monogram, Kelman, Hydran, Intellix, Perception, Transfix, Transport X, CB Watch and Minitrans are trademarks of the General Electric Company.

* Modbus is a registered trademark of Schneider Automation Inc., IEC is a registered trademark of Commission Electrotechnique Internationale. IEEE is a registered trademark of the Institute of Electrical and Electronics Engineers Inc. Some images used under license from Shutterstock.com.

GE reserves the right to make changes to specifications of products described at any time without notice and without obligation to notify any person of such changes.

©2024 GE Grid Solutions, LLC, a GE Vernova company, and/or affiliates. All rights reserved.

GEA-33143-(EN)
English
240314