

Model 117MR

Current Transformer with Multi-Ratio Window Diameter 4.62"

Application

Relaying.

Frequency

50-400 Hz.

Insulation Level

600 Volts, 10 kV BIL full wave.

Terminals are brass studs No. 10-32 with one flatwasher and lockwasher.

The transformer winding is arranged so that the turns are fully distributed between all taps.

Order mounting bracket kit 0221B01525 separately.

Approximate weight 13 lbs

Excitation data available upon request.



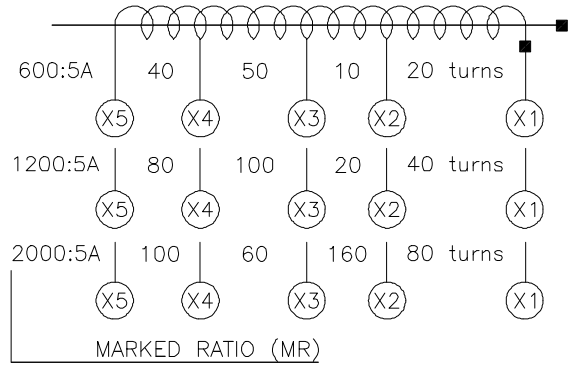
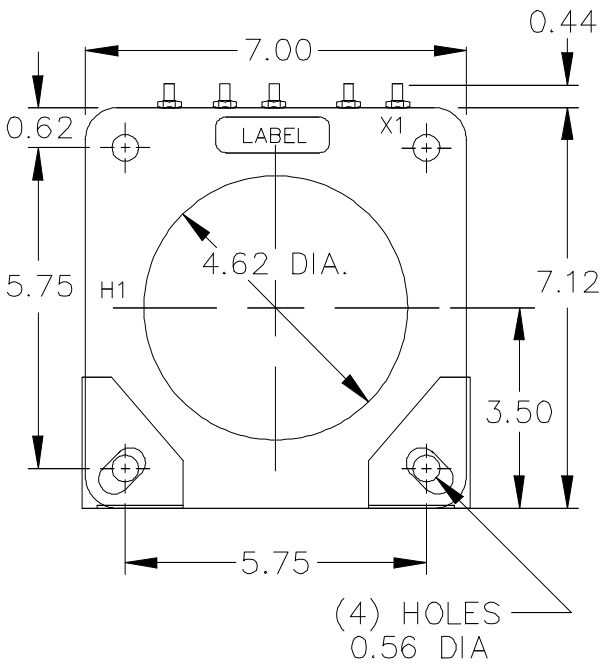
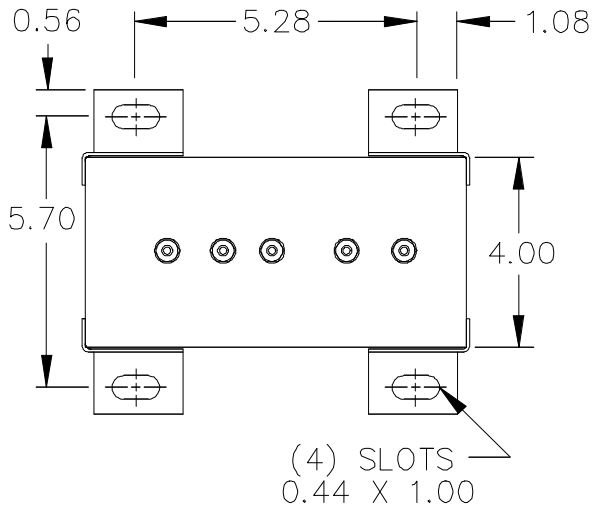
REGULATORY AGENCY APPROVALS
 E93779  LR89403
 Manufactured to meet the requirements of ANSI/IEEE C57.13.
 Classified by U.L. in accordance with IEC 44-1

Model 117MR

Catalog Number	Relay Class	Continuous Thermal Rating Factor	
		@ 30 °C	@ 55 °C
117-601MR	C20	2.0	1.5
117-122MR	C100	1.33	1.0
117-202MR	C100	1.0	0.6



Model 117MR



GEGridSolutions.com

Grid-AIS-L4-ITL_Model_117MR-1239-2017_05-EN. © Copyright 2017. General Electric Company and Instrument Transformers LLC reserve the right to change specifications of described products at any time without notice and without obligation to notify any person of such changes.

Worldwide Contact Center

Web: www.GEGridSolutions.com/contact

Phone: +44 (0) 1785 250 070

USA and Canada: +1 (0) 800 547 8629

Europe, Middle East and Africa: +34 (0) 94 485 88 00

