

Model 308MR

Current Transformer with Multi-Ratio Window Diameter 5.75"

Application

Relaying.

Terminals are brass screws No. 10-32 with one flatwasher and lockwasher.

Frequency

50-400 Hz.

The transformer winding is arranged so that the turns are fully distributed between all taps.

Insulation Level

600 Volt, 10 kV BIL full wave.

Order mounting bracket kit 0221B01527 separately.

Approximate weight 34 lbs.



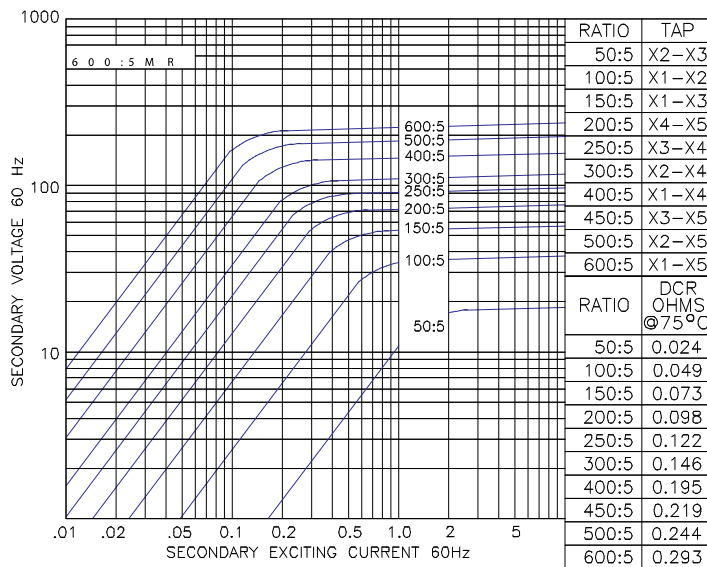
Model 308MR

Catalog Number	Relay Class	Continuous Thermal Rating Factor	
		@ 30 °C	@ 55 °C
308-601MR	C100	2.0	2.0
308-122MR	C200	2.0	1.5
308-202MR	C400	1.5	1.0
308-302MR	C400	1.33	1.0
308-402MR	C400	1.0	0.8

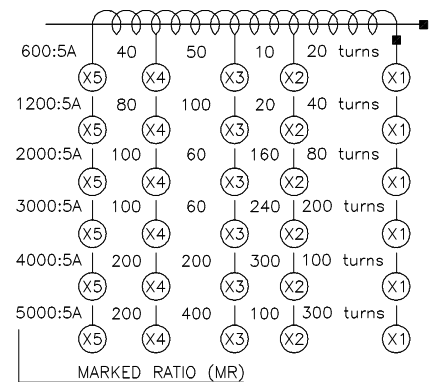
REGULATORY AGENCY APPROVALS

E93779 LR89403

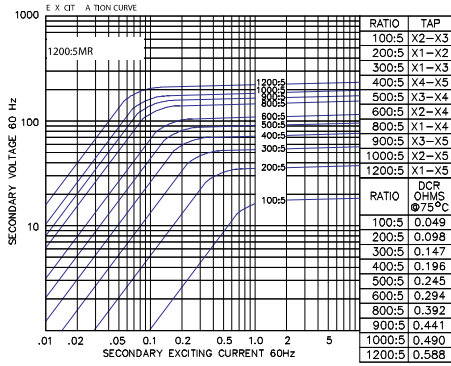
Manufactured to meet the requirements of ANSI/IEEE C57.13. Classified by U.L. in accordance with IEC 44-1



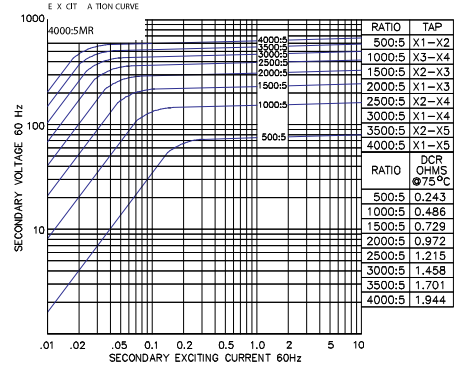
Model 308-601MR



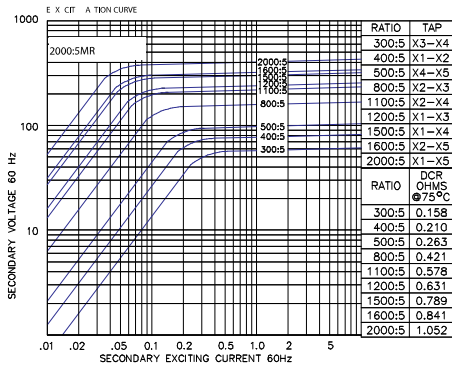
Model 308MR



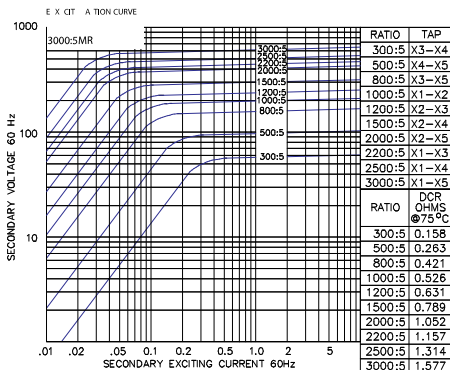
Model 308-122MR



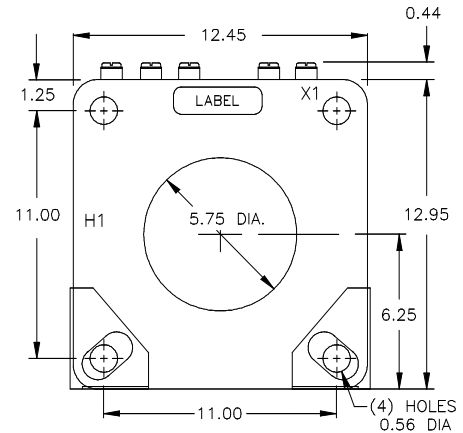
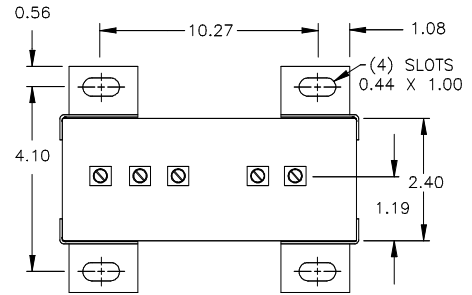
Model 308-402MR



Model 308-202MR



Model 308-302MR



GEGridSolutions.com

Grid-AIS-L4-ITL_Model_308MR-1293-2017_05-EN. © Copyright 2017. General Electric Company and Instrument Transformers LLC reserve the right to change specifications of described products at any time without notice and without obligation to notify any person of such changes.

Worldwide Contact Center

Web: www.GEGridSolutions.com/contact

Phone: +44 (0) 1785 250 070

USA and Canada: +1 (0) 800 547 8629

Europe, Middle East and Africa: +34 (0) 94 485 88 00

