

CSD100

Controlled Switching of Overhead Lines

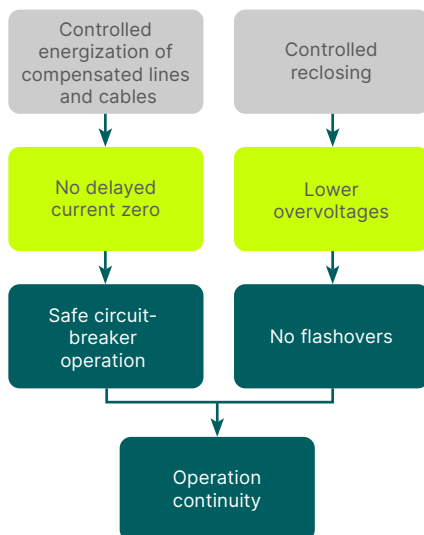
CSD100 is an advanced controlled switching device for high voltage AC circuit-breakers for any kind of application.

Challenges

Power generation sources are often located far from main consumption areas. As a result, large amounts of energy need to be transmitted over long distances. The random circuitbreaker switching of no-load lines generates a travelling voltage wave which, when reflected from the open end of the line, provokes an over-voltage along the length of the line. Also, auto-reclosing of the line circuit-breaker causes even larger over-voltages than simple closing because of the increased probability that a line has retained a trapped charge with the opposite polarity.

Safe Switching of Overhead Lines

CSD100 is a cost-effective solution to limit overvoltage during closing and autoreclosing of line circuit-breakers.



CSD100 optimizes line design and generates important savings at the conception stage. The value of over-voltages directly determines the insulation and protection levels of the lines, as well as their cost.



Improved Overhead Lines and Cables Management

- Safe closing and auto-reclosing
- Optimization of insulation levels
- Optimization of overhead lines designs
- Reduction of surge arrester stress

Advanced Communications

- IEC 61850-8-1
- Easy integration into digital substation
- User-friendly Web HMI

Reliable and Versatile

- Switching performance evaluation
- High speed transient recorder
- Multiple load switching feature
- Assisted commissioning mode
- DIN rail or 19" bay mounting

Grid Solutions' Advantage

- Expert high-voltage original equipment manufacturer solution including circuitbreaker and controlled-switching device
- Strong experience, fourth generation of point-on-wave controllers



GE VERNOVA

Switching Transients Mitigation

LOAD	OPERATION	PRIMARY GOAL	MITIGATION PRINCIPLE
Transmission lines	Closing	Reduce switching overvoltages Prevent from current zero missing	Closing at zero-voltage across CB terminals Closing at voltage peak
	Opening	Reduce restriking or reignition risk (line characteristics dependent)	Switching out with optimum arcing time
Transmission cables	Closing	Prevent from current zero missing	Closing at voltage peak
	Opening	Reduce restriking or reignition risk (line characteristics dependent)	Switching out with optimum arcing time

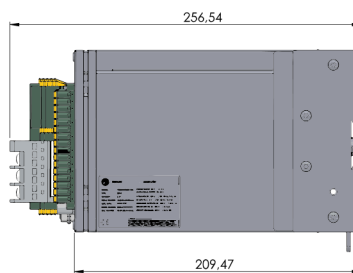
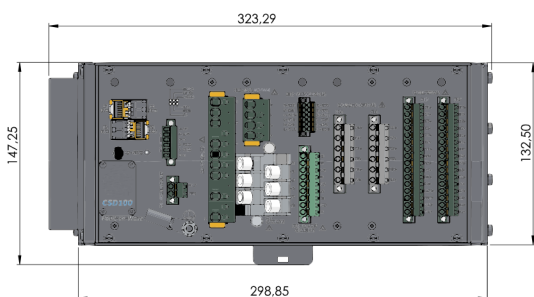
CSD100 Self-Adaptation for High Accuracy

Used with an advanced circuit-breaker, CSD100 takes circuit-breaker conditions into consideration (including ambient temperature, DC control voltage, driving pressure of hydraulic mechanisms, circuit-breaker idle time, circuit-breaker long-term operation time drift, ...). CSD maintains the highest possible switching accuracy.

General Ratings

DESCRIPTION	VALUE
Weight	5.8 kg (12.8 lbs) with rack mounting brackets
Operation temperature range	-40 to +55°C (continuous) / -40 to + 70°C (16 h)
Enclosure class	IP5x
Product electrical safety	IEC 60950-1; IEC 61010-1; IEC 60255-27
EMC compliance	IEC 61000-6-5; IEC 60255-26; EN 55032
Power Consumption	<30 W
Switching time resolution	< 0.01 ms
Transient data acquisition	40 kHz
Input transducer interfaces	4 × 4-20 mA, 24 V, 2 or 3 wires
Digital communication interface	100 Mbits/s/ or/and 1 Gbit/s SFP transceiver x 4 (RJ45 × 2 / LC optic fiber x 2)
Alarm signaling	2 relays available for signaling urgent and non-urgent alarms
LEDs signaling	6 LEDs available to deliver status of the controller (power supply, ready to operate)
Switching performance evaluation	Accuracy of the controlled closing and controlled opening operation, withing the required tolerance
Power quality indicators	Voltage dip, peak current, current asymmetry
Counter	Number of controlled and random operations

Dimensions (mm)



Other mounting possibility
19" rack front panel
Optional: Local HMI on request

For more information, visit
governova.com/grid-solutions

IEC is a registered trademark of Commission Electrotechnique Internationale. IEEE is a registered trademark of the Institute of Electrical Electronics Engineers, Inc. Modbus is a registered trademark of Schneider Automation.

GE Vernova reserves the right to make changes to specifications of products described at any time without notice and without obligation to notify any person of such changes..

© 2025 GE Vernova and/or its affiliates. All rights reserved. GE and the GE Monogram are trademarks of General Electric Company used under trademark license.



GEA-N50028
English
250611