

MODEL PCL 0-600

AC Current Transducer

0-600 Amps ac to produce 4-20 mA dc



REGULATORY AGENCY APPROVALS



Operating Range

Input 0 to 100 thru 600 Amps ac.
Output: 4-20 mA dc.

Frequency

50-400 Hz.

Ambient Temperature Range

Effect on accuracy $\pm 0.02\%$ / °C
Operating: -30°C to +60°C
Storage: -55°C to +85°C

Insulation level

600 Volts, 10 kV BIL full wave

The PCL transducers accurately converts a sinusoidal ac input current to a proportional dc output current. The high performance integrated circuit amplifiers achieve a content current output, insensitive to a variable impedance load. This allows the PCL to be easily applied to remote instrumentation, motor control and energy management installations. The output signal (4 to 20mA dc) can be transmitted over long distances with no loss accuracy.

Model PCL 0-600

MODEL NUMBER	INPUT CURRENT RANGE
Previous for 0-5 thru 0-75	
PCL 100	0-100
PCL 150	0-150
PCL 200	0-200
PCL 300	0-300
PCL 400	0-400
PCL 600	0-600
0221B00777	Mtg. Bracket Kit

For load currents which are greater than 600 A the PCL-5 may be used in conjunction with separate higher ratio C.T.s having a rated 5A secondary.

Accuracy

$\pm 0.05\%$ F.S. maximum.

1 % max. peak ripple on output.

Response Time: <150 ms (10 % to 90 %)

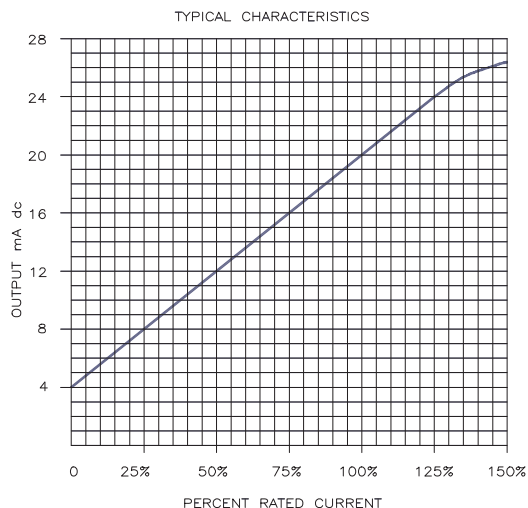
Output load (R_L): 0-1,000 Ω .

Maximum output: 30 mA dc.

Supply Voltage Range: 120 Vac $\pm 10\%$.

Terminal are brass studs No. 8-32 with one flatwasher, lockwasher and regular nut.

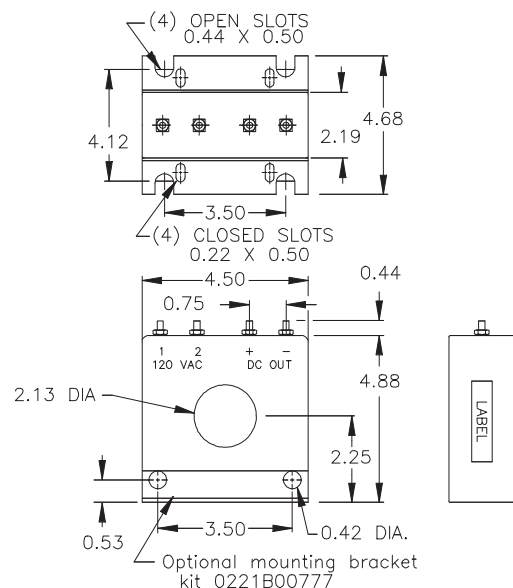
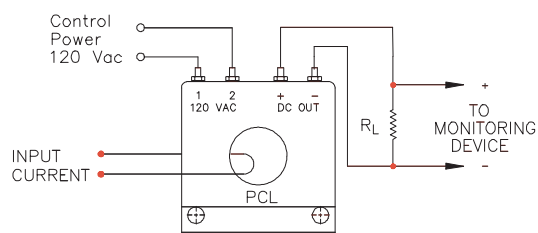
Approximate weight 3.0 lbs.



GE VERNOVA



Model PCL 0-600 - Typical Connection Diagram



Do not apply around or remove from Hazardous LIVE conductors.

Cleaning:

Remove dust with a damp cloth. Do not spray with any chemicals.

Caution:

Proper safety precautions must be followed during installation by a trained electrician. Never install or remove while bus is energized. Protective equipment must be used if hazardous parts in the installation where measurement is to be carried out could be accessible.

Application:

Calculating	I_m = ac Amps measured I_o = mA dc out of PCL
Rated Input	CT primary Rating (when monitoring a CT)
Rated Input	PCL Primary Rating (when monitoring direct)
Where:	I_m = Rated input X $((I_o - 4)/16)$

For more information, visit
gevernova.com/grid-solutions

Instrument Transformers LLC reserve the right to change specifications of described products at any time without notice and without obligation to notify any person of such changes.

© 2025 GE Vernova and/or its affiliates. All rights reserved. GE and the GE Monogram are trademarks of General Electric Company used under trademark license.



GE VERNOVA

GEA-N50518
English
251008