



Renewable Energy PLM



Dear Valued GE Supplier,

This letter is to introduce and welcome you to the GE Supplier Document Exchange (SDX) tool.

SDX is GE Renewable Energy's preferred method of exchanging documents and providing part information (specs, drawings, BOM) to our suppliers. An SDX link will provide functionality to download technical drawings and specifications referencing a specific Qualification, PO or RFQ. The tool also provides functionality for two-way collaboration.

SDX Benefits

- 24x7 access to current drawings, specifications and part BOM's.
- Secure site for exchanging controlled data.
- Single source of truth for part definition, drawing revisions, and specifications.

Accessing SDX

If you already have a GE issued SSO/password and SDX access approval, then you are ready to begin using SDX. You access it with your Internet browser - IE and Firefox works best - at <https://plm.gepower.com/windplm/>

If you do not have a GE issued SSO/password and SDX access approval, then follow the instructions on **HOW TO REQUEST ACCESS TO SDX**.

An **SDX QUICK START GUIDE** is also attached to get you started.

A short training video is available at... https://youtu.be/qleV3_I3pag
Training if you cannot access youtube.com <http://renew.ge/suppliers>
Helpdesk support is available in the US by dialing (866) 770-5248 and choosing option 4.

Email Support is available at psourps@ps.ge.com

We hope you enjoy using SDX.

HOW TO REQUEST ACCESS TO SDX

There are 2 steps to gain access to SDX that you can perform here <https://registration.gepower.com>

Get a valid Single Sign On account + password

- 1) Click on “register now” on the left

Register

Register for secure access to GE tools and documentation.

Register Now >

Note: Please see the Registration Guide for helpful information.

- 2) Fill out the form and click on

Next >

Have your SSO given access to SDX

- 1) Click on “sign in” on the right

Sign In

If you already have an account, please select the **Sign In** button.

Sign In >

- 2) Select the application “SDX – Renewables” and click on

Request Access

- 3) Fill the form

- Do you need access to Intellectual Property Class III documents : NO
- Mention your most recent GE PO number
- Your GSL+company code is indicated in the header text of your last GE PO, if not please refer to your buyer.
- Your GE representative is indicated on the first page of your last PO.
- Click

Submit

You will receive a confirmation Email within 48 hours



Renewable Energy PLM



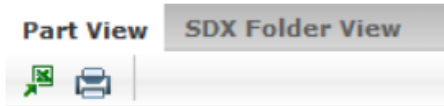
SUPPLIER DOCUMENT EXCHANGE (SDX) QUICK START GUIDE

Go to <https://plm.gepower.com/windplm/>

1) Enter your SSO and Password.

SSO ID

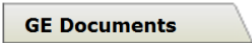
2)




Password

From **the Part View** tab, click on a part number to find all SDX folders that contain that part. Or... From the **SDX Folder View** tab, search for and click on the SDX folder you want.

Download files

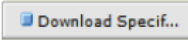
1) Click on the  tab

2) Click on the  icon for each item you need to download.

Upload files to GE:

1) Click on the  tab

2) Click the radio button next to the part you need.

3) Click  on the toolbar.